

RAT Race Registration

Rapid, paperless race day registration

Having to fill out a paper registration form on race day in order that accurate results are generated and the statutory liability waiver is acknowledged, can be a time consuming process that has few checks built in to prevent errors. Incorrectly spelt names, missing age or gender details, can delay the timely publication of results and in order to prevent a delayed start, the data entry process needs enough volunteers with good typing skills to handle demand. While many participants may have elected to register in advance on-line, smaller events will often rely on race day entries for a significant proportion of their entrants and revenue. Alternative registration systems that utilize touch screen terminals are still only as fast as the registering participant can type, while the hardware can also be a significant overhead for the race organizer or timer who provides them. As an alternative these problems, RAT Race Timing has developed a windows PC based application together with a web service that enables entrants to generate machine readable QR codes that can be displayed either in hard copy or on their smart phone. By presenting their QR code at the registration desk, their entry information and liability waiver can be verified in seconds in a format instantly available for export to any timing system and race management database.



www.aratrace.mobi

(scan the bar code or visit this web site to create your entry barcode)

RAT Race Timing LLC

www.aratrace.com

info@aratrace.com



If you have the energy, we have the time.



www.aratrace.mobi

(scan the bar code or visit this web site to create your entry bar code)

Copyright © 2012 RAT Race Timing LLC



RAT Race Registration

Rapid, paperless race day registration

- Uses QR Code technology
- Code can be printed or displayed using a smart phone
- Compatible with PassBook / PassWallet
- Encrypted bar code that can only be read by our software
- Registration data instantly available for timing system
- True paperless registration
- Liability waiver acceptance with every entry
- Bar codes are not race specific; they can be reused wherever RAT Race Registration is used

As easy as 1-2-3

1. Generate

Entrant Information



The entrant is required to generate a unique QR Code at:

www.aratrace.mobi



The web site is a simple web form, none of the details entered into it are retained on web servers.

www.aratrace.mobi

The web form contains a number of mandatory and optional fields; use of the optional details will depend on the requirements of different events.

Data contained in the QR code is encrypted to protect privacy.

Once the QR Code has been created, it may be displayed via the entrant's mobile device or smart phone, as a jpeg image or PassBook coupon. It can even be created in advance on a PC and printed. The bar code is not event specific; it can be reused time and time again.

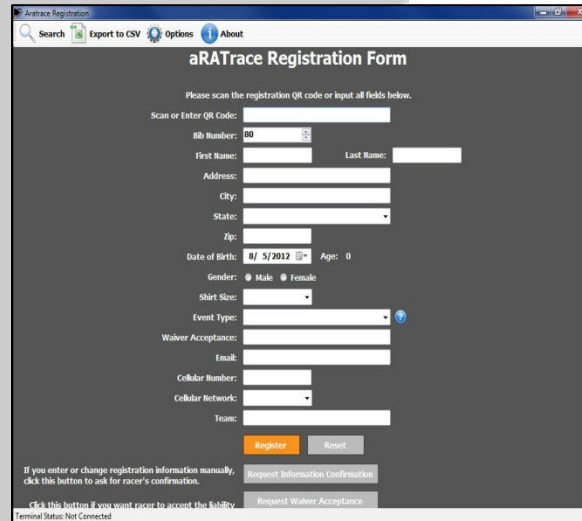


2. Scan

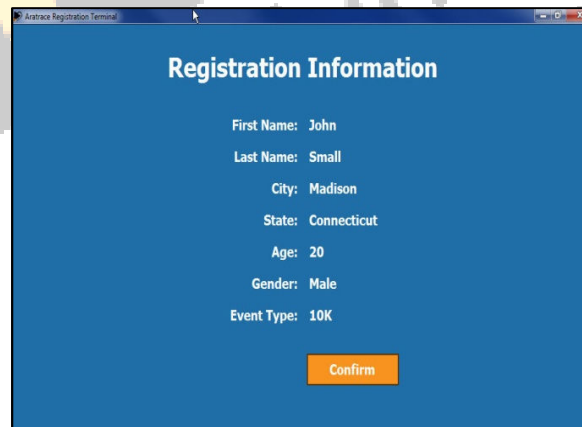
Scan and Confirm Entry Data

At the race registration desk, the participant's QR Code is scanned via a desk top scanner. The entry data is automatically allocated a bib number and is simultaneously displayed on 2 monitors.

A complete set of data will appear on a screen facing the operator processing entries.



A summary will also be displayed on a monitor facing the entrant.



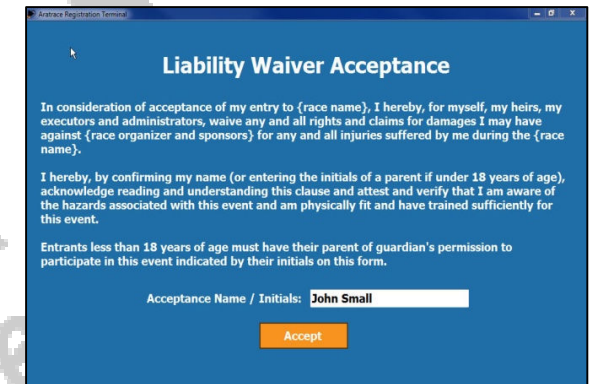
Using a wireless number pad, the race entrant will be asked to press return to confirm their entry details.

3. Accept

Accept Liability Waiver

Immediately after confirmation, the event liability waiver is displayed for the participant to verify their acceptance. The entire text of the waiver together with the participant's name is displayed allowing them to verify by pressing Enter once again on the number pad.

The entrant can then be issued their race bib and is ready to enjoy the event.



In the event of the participant being under 18 years of age, the operator will be alerted and the waiver screen will ask for the initials of a parent or guardian. The operator will add these details to the entry form so they are displayed on the Waiver Acceptance for acknowledgement via the number pad. Once accepted the entry data and waiver acceptance are stored in a data file that can be parsed via a menu option for export to a timing or race management database.

Note

- Creating a bar code is not a guarantee of entry to any event. The code must be scanned and the waiver acknowledged first.
- None of the details used to generate the bar code are saved on the web.
- The bar code content is encrypted; it cannot be read by a scanner without the RAT Race Registration software.